

CHICAGO
PUBLIC
LIBRARY
SUMMER
LEARNING
CHALLENGE

BUILDING STORIES




When you look around the city, what do you see? Chicago is full of interesting buildings, parks, neighborhoods and people!

Join Chicago Public Library as we explore the science and art in the architecture around us. Get ready to design amazing structures, create cool spaces and build your own stories with the Summer Learning Challenge!

Here's how you can take part:

- Get started with this activity log or by visiting chipublic.org/summer. Be sure to visit your neighborhood Chicago Public Library branch when it is safe to do so!
- Keep track of what you read, discover and create.
- Share what you read and learn! You can share when you visit the library, on the CPL website, on social media using the hashtag **#CPLkids** or by e-mailing CPLkids@chipublic.org.
- Submit your completed log to a CPL branch, on the CPL website or by email by September 5 and earn a prize!


READ



**READ 500 MINUTES
OR MORE OVER THE SUMMER.**

Read books, ebooks, comics or anything you want for at least 20 minutes a day.


DISCOVER



**COMPLETE AT LEAST ONE
HANDS-ON ACTIVITY.**

Try a library activity or explore something new.

CREATE



**MAKE AT LEAST
ONE CREATION.**

Make art, write a story or design something new.

FIND BOOKS, ACTIVITIES AND MORE AT CHIPUBLICLIB.ORG/SUMMER

SUMMER LEARNING CHALLENGE LOG

READ



Color in one circle for every 20 minutes you read. Read anything you want including books, magazines, ebooks and audiobooks for at least 500 minutes.

20	20	20	20	20	20	20
20	20	20	20	20	20	20
20	20	20	20	20	20	20
20	20	20	20	20	20	20
20	20	20	20	20	20	20
20	20	20	20	20	20	20
20	20	20	20	20	20	20
20	20	20	20	20	20	20

NAME: _____

BRANCH: _____

FILL IN THE BLANKS: HOW TO BE AN ARCHITECT

Before you can build like an architect, you have to _____ (verb) like an architect! Here are three ways to get started:

1. Think about how your building will look. Will it be _____ (adjective) like a(n) _____ (noun)?
2. Plan how to make your building strong. Will the building be made of _____ (plural noun) or _____ (plural noun)?
3. Make sure your building is useful. For example, a library is designed to help people _____ (verb) and _____ (verb).

Now that you are _____ (verb ending in -ing) like an architect, you are ready to design your own _____ (adjective) building!

DISCOVER



Share at least one hands-on exploration, such as trying a library activity or exploring something new.

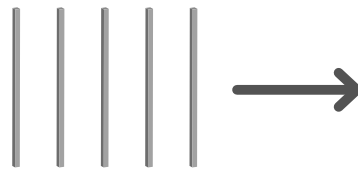
NEIGHBORHOOD EXPLORATION

Take a walk and try to find the following things:

- A piece of art
- A bus or train
- An octagon
- A bridge
- Something alive
- Something made of wood

SUPER SHAPES

Did you know that triangles are a super strong shape? That's why you see them on bridges and scaffolding. Can you make these 5 sticks into 2 equal triangles?



CREATE



Share at least one creation, such as anything you design, draw, write or build.

CALLING ALL ARCHITECTS!

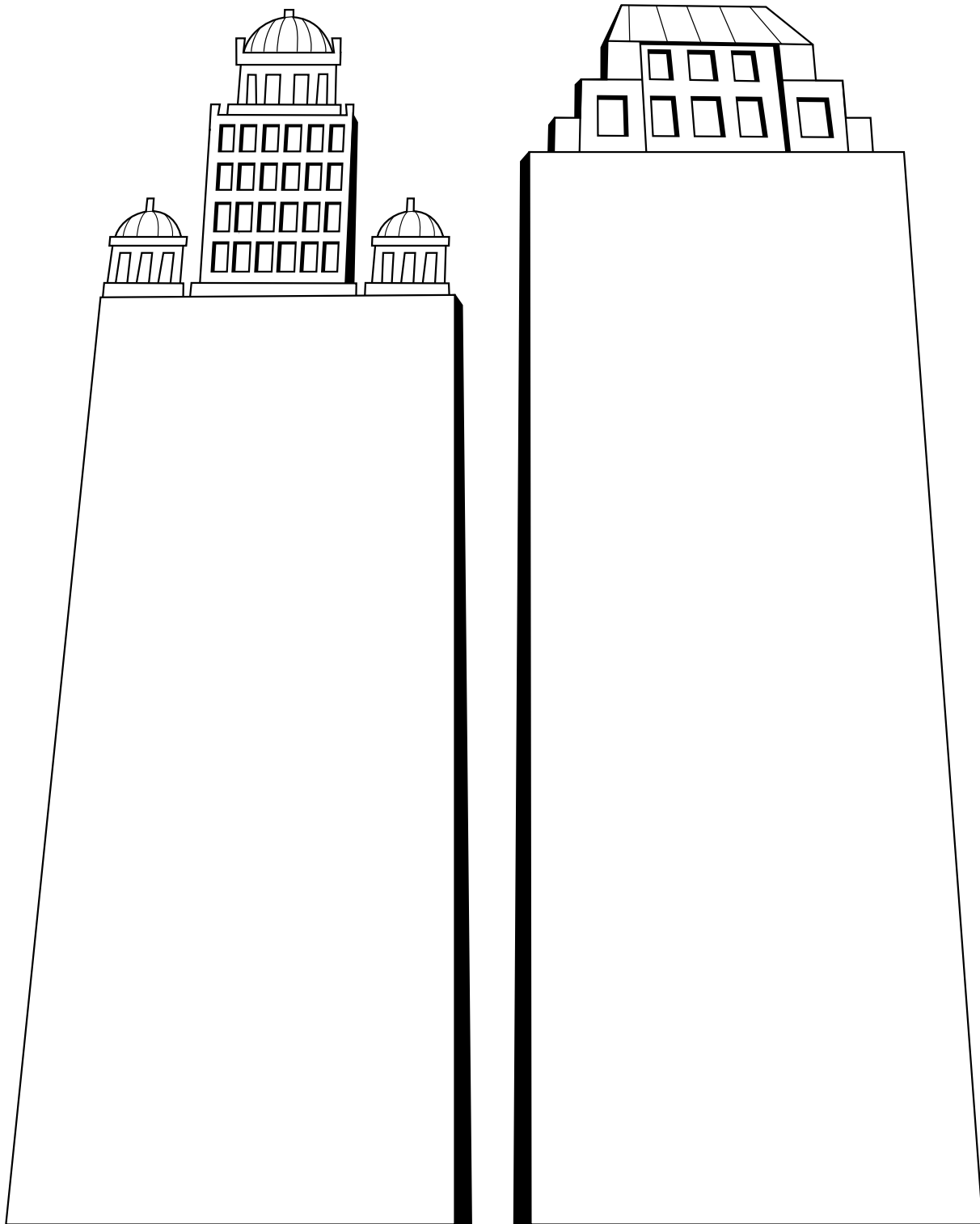
Draw or write your own ideas for an amazing library.

THE SKY'S THE LIMIT

Design and build your own structure using cardboard boxes, a deck of cards or plastic cups.


BUILDING STORIES

Write a story, design a building or share a list of the books you read below.



Foundational Partner
museum of science+industry
chicago
In partnership with
Chicago Park District • Chicago Public Schools
Art Institute of Chicago • Chicago Architecture Center
Chicago Architectural Biennial • David L. Hoyt Foundation
Greater Chicago Food Depository
Open Books • YMCA of Metropolitan Chicago.

The 2020 Summer Learning Challenge is generously supported by donors to the Chicago Public Library Foundation



With additional support provided by the Daniel F. and Ada L. Rice Foundation and Evergreen Real Estate Group